


LEAK DETECTION

Be Proactive! Check for leaks that may go unnoticed around your home:

- Leaking Faucets
- Leaking Toilets
- Flapper Valve Leaks
- Flush Handle Problems
- Overflow Tube Leaks



When in doubt ask a certified plumber to check pipes, toilets or underground leaks in and around your home.

The next time your Plumber does your annual home inspection, use this checklist as your guide:

Home Inspection Checklist:

- ✓ Bathrooms (faucets, drains, toilets)
- ✓ Kitchens (sink drains, shut-off valves)
- ✓ Sewers (main sewer lines, septic systems, vent pipes)
- ✓ Sump Pump (homes with basements)
- ✓ Water heater leakages
- ✓ Hoses on washing machines
- ✓ Lawn sprinklers and other outdoor faucets



About Miya

Miya is a global efficiency-oriented water operator with vast experience in offering solutions for water utility companies. Services include commercial water management, water treatment and water efficiency support.

Since 2015, Miya has partnered with the National Water Commission (NWC), to reduce the water losses in Kingston, Jamaica. This programme is being implemented through a co-management model that allows the utility to use its own personal resources to implement much of the needed work providing urban water efficiency solutions within the KSA. The partnership also seeks to design and implement strategies to significantly improve financial and operational productivity.

Miya currently supplies water and wastewater services in Europe, the Caribbean and Africa, through various engagement models for more than 1.4 million people..

Do you have a leak? Let us know:
National Water Commission
Tel: 929-3540-5, Toll Free: 1-888-225-5692

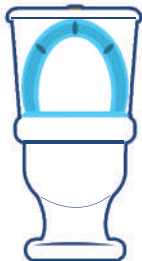


Water Conservation Tips

More than a third of the world's drinking water is lost from urban water supply systems, mainly due to undetected underground leaks and mismanagement, costing us over US\$18 billion a year.



1 CHECK FOR TOILET LEAKS



Put a few drops of food coloring into your toilet tank and leave it for 10-15 minutes without flushing. If coloring appears in the toilet bowl, you must have a leak.

2 INSTALL SHOWER HEADS OR FLOW RESTRICTORS

They will cut the flow of water to about 3 gallons per minute. Typical shower uses 5-10 gallons per minute.



3 SAVE ON OUTDOOR WATER USE



Do not use fresh water for your plants and garden. Wash car with bucket of water and rag. Use hard broom to sweep plants and gardens, driveways, steps and sidewalks instead of washing.

4 BE A LEAK DETECTIVE

To detect whether or not you have a leak:

- Turn off all taps
- Observe the flow
- Call a plumber to detect and repair leak indicator—once it is moving, there is a leak in the system.



5 USE WATER AND ENERGY SAVING FAUCET



Low-flow faucet aerator in kitchen will reduce water flow by 25-50%.

6 SCHEDULE YOUR LAUNDRY

Around 20% of water used is for washing clothes. Let your clothes accumulate before washing them to save water.




7 USE BASIN WHEN WASHING DISHES



Do not let the tap run while washing the dishes. Instead, fill up the sink or a basin to wash them.

8 USE GLASS OF WATER TO BRUSH YOUR TEETH

Do not continuously run water when brushing your teeth. Limit the time the tap is on by using a glass of water instead.



LEAK DETECTION

Could you be saving more on your monthly bill?

If you have noticed a spike in your monthly bill, you may have a leak. Many Jamaicans are currently unaware of leaks inside or outside their homes.

Follow these simple, effective tips to save water and lower your monthly consumption.

Keep your eyes and ears open for:

- Noticeable dripping from pipes
- Rotating leak indicator in your meter after you've turned off all pipes
- Wet areas or stains on your ceilings, floors and walls
- Wet lawns or other parts of your property
- Pools of water that never dries up

